

010 - 250 SERIES



010-250							
KR	365	445	600	760	920	1075	
LB	2146	2398	2885	3388	3890	4377	
UB	1275	1355	1510	1670	1830	1985	
H	950	1110	1420	1740	2060	2370	
P	h	F	Dmax	dmax	ST	S	Q
250	220	300	180	164/150	...	19	16,5

Cable carrier length:

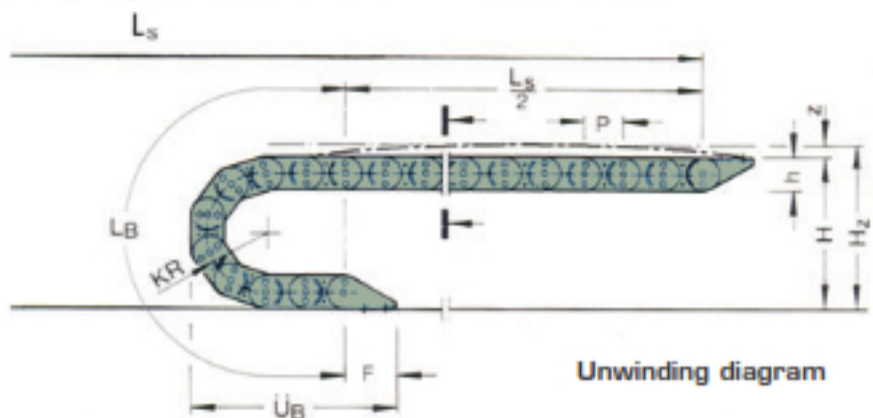
$$L_K \approx \frac{L_S}{2} + L_B \quad \text{Multiple of 250 mm}$$

Cable carrier proper weight x M = Kg. 40
 Number of steps x M = 4 [carrier bands x M]
 F mobile locking height = H + 110 mm.

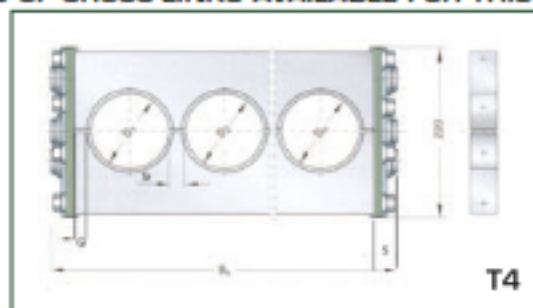
Installation dimensions:

$$H_2 = H + z \quad z = 10 \text{ mm /m chain length}$$

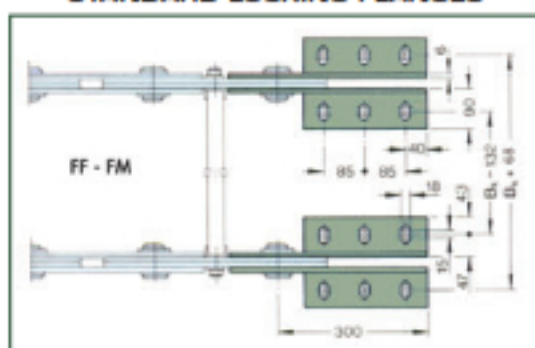
For self-bearing capacity, see page 43
 Profile and divider technical data, see pages 39 - 44



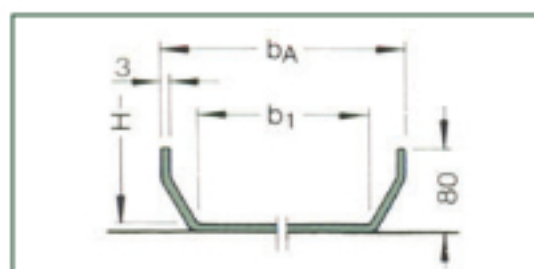
TYPES OF CROSS-LINKS AVAILABLE FOR THIS MODEL



STANDARD LOCKING FLANGES



GUIDE CHANNEL



$$b_1 = B_K + 25 \text{ mm}$$

$$b_A = B_K + 75 \text{ mm}$$