

010 - 065 SERIES

010-065							
KR	75	95	115	135	155	200	
LB	496	558	621	684	745	888	
UB	325	345	365	385	405	450	
H	200	240	280	320	360	450	
P	h	F	Dmax	dmax	ST	S	Q
65	50	95	31	28/25	4	7,5	10



Cable carrier length:

$$L_K \approx \frac{L_S}{2} + L_B \quad \text{Multiple of 65 mm}$$

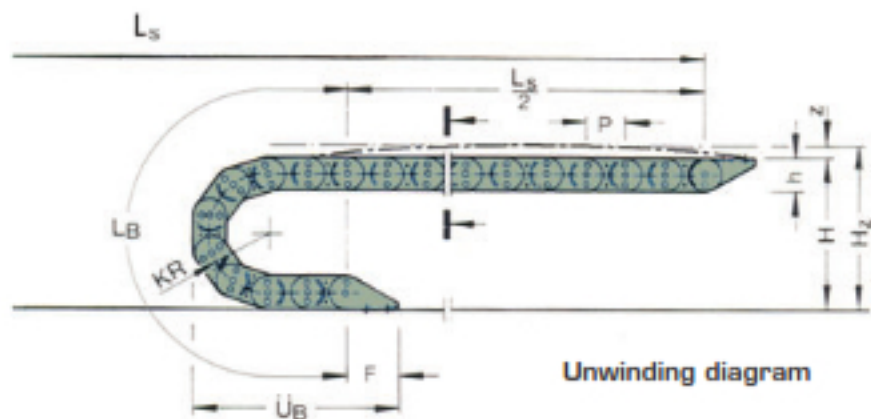
Cable carrier proper weight x M = Kg. 4
Number of steps x M = 15,38

Installation dimensions:

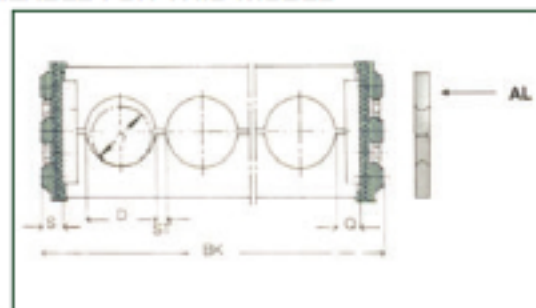
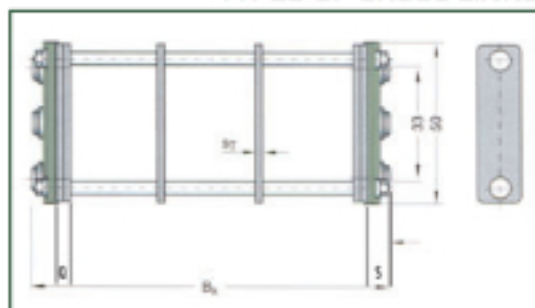
$$H_Z = H + Z \quad z = 10 \text{ mm /m cable carrier length}$$

Anchoring height = H + 25 mm.

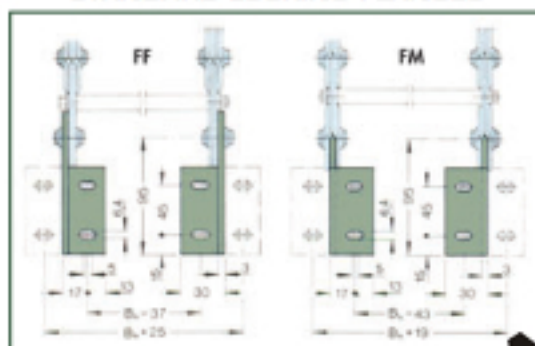
For self-bearing capacity, see page 43



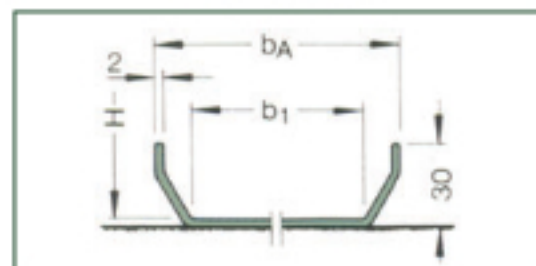
TYPES OF CROSS-LINKS AVAILABLE FOR THIS MODEL



STANDARD LOCKING FLANGES



GUIDE CHANNEL



$$b_1 = B_K + 15 \text{ mm}$$

$$b_A = B_K + 40 \text{ mm}$$